

Price Valuation Benchmarking

DHA PROPERTY EXCHANGE


DHA – PHASE I (RESIDENTIAL PLOTS)



Validity 01 to 28 February 2021

(Rs in Mn)

SECTOR	MIN-MAX (500 YDS)	MIN-MAX (1000 YDS)	MIN-MAX (250-300 YDS)	MIN-MAX (200 YDS)	MIN-MAX (400 YDS)	MIN-MAX (800 YDS)	INCREASE / DECREASE
A	17.0 -25.0 M	-	-	-	-	-	-
B	20.0 -30.0 M	-	-	-	-	-	-
C	20.0 -30.0 M	-	-	-	-	-	-
D	16.0 -25.0 M	-	-	-	-	-	-
E	17.0 -23.0 M	-	11.5 -13.0 M	-	-	-	-
F	19.5 -30.0 M	35.0 - 47.0 M	12.0 -15.0 M	-	-	-	-
B-Orchard	16.0 -19.0 M	-	-	-	-	-	-
C-Orchard	16.0 -19.0 M	-	-	-	-	-	-
A-1	-	-	-	7.0 - 8.5 M	9.0 - 12.0 M	20.0 – 30.0 M	-
B-1	-	-	-	7.5 - 10.5 M	11.0 - 17.0 M	21.0– 35.0 M	-



Price Valuation Benchmarking

DHA PROPERTY EXCHANGE


DHA – PHASE II (RESIDENTIAL PLOTS)



Validity 01 to 28 February 2021

(Rs in Mn)

SECTOR	MIN (500 YDS)	MAX (500 YDS)	MIN (250 YDS)	MAX (250 YDS)	MIN (125 YDS)	MAX (125 YDS)	INCREASE / DECREASE
A	18.5 M	35.0 M	14.0 M	19.0 M	-	-	-
B	18.5 M	35.0 M	15.0 M	19.0 M	-	-	-
C	18.5 M	37.0 M	15.0 M	19.0 M	-	-	-
D	18.5 M	35.0 M	14.0 M	18.0 M	-	-	-
E	22.0 M	45.0 M	17.0 M	20.0 M	-	-	-
F	20.0 M	37.0 M	17.0 M	20.0 M	-	-	-
G	18.5 M	40.0 M	15.0 M	19.0 M	-	-	-
H	18.5 M	37.0 M	14.5 M	18.5 M	-	-	-
J	18.0 M	30.0M	13.5 M	16.0 M	8.5 M	10.5 M	-



Price Valuation Benchmarking

DHA PROPERTY EXCHANGE

DHA – PHASE III




(SVC BENEFITS RESIDENTIAL PLOTS)

Validity 01 to 28 February 2021

(Rs in Mn)

SECTOR	MIN-MAX (500 YDS)	MIN-MAX (250 YDS)	MIN-MAX (200 YDS)	MIN-MAX (125 YDS)	INCREASE / DECREASE
D	10.0 – 11.0	-	-	-	
E	9.5 – 10.5	-	-	-	
F	9.5 – 10.5	-	-	-	
G	8.5 – 9.5	5.6 – 6.0	4.5 – 4.7	3.4 – 3.6	
H	8.0 – 9.0	-	-	-	
J	8.0 – 9.0	-	-	-	



Price Valuation Benchmarking

DHA PROPERTY EXCHANGE

DHA – PHASE III (RESIDENTIAL PLOTS)



Validity 01 to 28 February 2021

(Rs in Mn)

SECTOR	MIN-MAX (500 YDS)	MIN-MAX (250 YDS)	MIN-MAX (200 YDS)	MIN-MAX (133 YDS)	MIN-MAX (125 YDS)	INCREASE / DECREASE
A & B (Ex Serene City)	14.5 – 25.0 M	8.5 –11.5 M	7.4 – 7.6 M	6.8 – 7.2 M	5.6 – 6.0 M	
A (Ex New Pindi)	7.0 – 7.5 M	4.8 – 5.0 M	4.0 – 4.2 M	-	3.3– 3.5 M	
B (Ex New Pindi)	6.8 – 7.2 M	4.4 – 4.6 M	3.8 – 4.0 M	-	3.2 – 3.4 M	
C (Ex New Pindi)	6.5 – 6.8 M	4.2 – 4.5 M	3.6 – 3.8 M	-	2.7 – 2.9 M	
D (Ex New Pindi)	6.2 – 6.5 M	3.8 – 4.0 M	3.4 – 3.6 M	-	2.5 – 2.6 M	
E (Ex New Pindi)	6.2 – 6.5 M	3.8 – 4.0 M	3.4 – 3.6 M	-	2.5 – 2.6 M	



Price Valuation Benchmarking

DHA PROPERTY EXCHANGE

DHA – PHASE IV (RESIDENTIAL PLOTS)



Validity 01 to 28 February 2021

(Rs in Mn)

SECTOR	MIN (1 Kanal)	MAX (1 Kanal)	MIN (10 Marla)	MAX (10 Marla)	INCREASE / DECREASE
A	12.0 M	14.5 M	4.8 M	5.0 M	
B	10.0 M	12.5 M	4.8 M	5.0 M	
C	12.0 M	14.5 M	4.8 M	5.0 M	
D	7.5 M	8.0 M	-	-	
E	6.5 M	7.0 M	-	-	
F	6.0 M	6.5 M	-	-	
G	4.8 M	5.0 M	-	-	
H	4.6 M	4.8 M	-	-	
J	4.4 M	4.6 M	-	-	
K	4.2 M	4.4 M	-	-	
L	4.2 M	4.4 M	-	-	
M	4.2 M	4.4 M	-	-	



Price Valuation Benchmarking

DHA PROPERTY EXCHANGE


DHA – PHASE V (RESIDENTIAL PLOTS)



Validity 01 to 28 February 2021

(Rs in Mn)

SECTOR	MIN (500 YDS)	MAX (500 YDS)	MIN (250 YDS)	MAX (250 YDS)	MIN (200 YDS)	MAX (200 YDS)	MIN (125 YDS)	MAX (125 YDS)	INCREASE / DECREASE
A	13.0 M	25.0 M	-	-	-	-	-	-	
B	13.0 M	23.5 M	12.0 M	14.0 M	-	-	-	-	
C	11.0 M	22.0 M	9.5 M	13.0 M	-	-	-	-	
D	11.0 M	15.0 M	8.5 M	10.0 M	-	-	-	-	
F & F1	12.0 M	18.0 M	8.5 M	12.0 M	7.4 M	7.8 M	6.2 M	6.7 M	
G	10.5 M	16.0 M	-	-	-	-	-	-	
H	10.5 M	16.0 M	9.0 M	9.5 M	-	-	-	-	
J	-	-	9.0 M	9.5 M	-	-	-	-	
K	14.5 M	15.0 M	-	-	-	-	-	-	



Price Valuation Benchmarking

DHA PROPERTY EXCHANGE

DHA – PHASE VI (RESIDENTIAL PLOTS)




Validity 01 to 28 February 2021

(Rs in Mn)

1 KANAL (ALL DUES CLEAR)

SECTOR	MIN	MAX	INCREASE / DECREASE
A (Balloted Developed)	9.5 M	10.0 M	
A (Balloted Non Developed)	8.5 M	9.0 M	
A	5.8 M	6.2 M	
B	5.4 M	5.6 M	
C	5.2 M	5.4 M	
D	5.0 M	5.2 M	
E	4.8 M	5.0 M	
F	4.6 M	4.8 M	
G	4.5 M	4.7 M	
H	4.5 M	4.7 M	
J	4.5 M	4.7 M	



Price Valuation Benchmarking

DHA PROPERTY EXCHANGE

DHA – PHASE VI (RESIDENTIAL PLOTS)




Validity 01 to 28 February 2021

(Rs in Mn)

1 KANAL (ALL DUES CLEAR)

SECTOR	MIN	MAX	INCREASE / DECREASE
K	4.4 M	4.6 M	
L	4.4 M	4.6 M	
M	4.4 M	4.6 M	
N	4.4 M	4.6 M	
P	4.2 M	4.4 M	
Q	4.2 M	4.4 M	
R	4.2 M	4.4 M	
S	4.2 M	4.4 M	
T	4.2 M	4.4 M	



Price Valuation Benchmarking

DHA PROPERTY EXCHANGE


DHA – PHASE VI (RESIDENTIAL PLOTS)



Validity 01 to 28 February 2021

(Rs in Mn)

1 KANAL (CERTIFICATE)			
SECTOR	MIN	MAX	INCREASE / DECREASE
A	5.0 M	5.2 M	
B	4.8 M	4.9 M	
C	4.5 M	4.7 M	
D	4.2 M	4.4 M	
E	4.0 M	4.1 M	
F	4.0 M	4.1 M	
G	3.6 M	3.8 M	
H	3.4 M	3.6 M	
J	3.4 M	3.6 M	



Price Valuation Benchmarking

DHA PROPERTY EXCHANGE

DHA – PHASE VI (RESIDENTIAL PLOTS)



Validity 01 to 28 February 2021


(Rs in Mn)

1 KANAL (CERTIFICATE)

SECTOR	MIN	MAX	INCREASE / DECREASE
K	3.2 M	3.4 M	
L	3.2 M	3.4 M	
M	2.6 M	2.8 M	
N	2.6 M	2.8 M	
P	2.4 M	2.5 M	
Q	2.4 M	2.5 M	
R	2.4 M	2.5 M	
S	2.4 M	2.5 M	
T	2.4 M	2.5 M	

NOTE: RS 600,000 DEVELOPMENT CHARGES ON CERTIFICATE FROM 1 - 6180

NOTE: RS 14,65,000 DEVELOPMENT CHARGES ON CERTIFICATE FROM 6181 - OWNWARDS



Price Valuation Benchmarking

DHA PROPERTY EXCHANGE


DHA VALLEY RESIDENTIAL PLOTS



Validity 01 to 28 February 2021

(Rs in Mn)

SECTOR	5 MARLA RES (MIN)	5 MARLA RES (MAX)	8 MARLA RES (MAX)	8 MARLA RES (MAX)	INCREASE / DECREASE
Sunflower	0.80 M	1.10 M	1.15 M	1.40 M	-
Magnolia	0.80 M	1.10 M	1.15 M	1.40 M	-
Bogenvelia	0.80 M	1.10 M	1.15 M	1.40 M	-
Tulip	0.70 M	1.0 M	0.90 M	1.10 M	-
Rose	0.70 M	1.10 M	0.90 M	1.40 M	-
Bluebell	0.90 M	1.45 M	1.20 M	1.80 M	-
Oleander	0.85 M	1.50 M	1.15 M	1.80 M	-
Daffodil	0.85 M	1.30 M	1.15 M	1.75 M	-
Lilly	0.85 M	1.30 M	1.10 M	1.80 M	-



Price Valuation Benchmarking

DHA PROPERTY EXCHANGE


DHA VALLEY RESIDENTIAL PLOTS



Validity 01 to 28 February 2021

(Rs in Mn)

SECTOR	5 MARLA RES (MIN)	5 MARLA RES (MAX)	8 MARLA RES (MAX)	8 MARLA RES (MAX)	INCREASE / DECREASE
Jasmine	0.70 M	0.80 M	0.90 M	1.0 M	-
Daisy	0.70 M	0.80 M	0.90 M	1.0 M	-
Eglentine	0.65 M	0.70 M	0.85 M	0.95 M	-
Snowdrop	0.65 M	0.70 M	0.85 M	0.95 M	-
Marigold	0.65 M	0.70 M	0.85 M	0.95 M	-
Gloxinia	0.65 M	0.70 M	0.85 M	0.95 M	-
Zinnia	0.65 M	0.70 M	0.85 M	0.95 M	-
Levender	0.65 M	0.70 M	0.85 M	0.95 M	-
Lotus	0.65 M	0.70 M	0.85 M	0.95 M	-



Price Valuation Benchmarking

DHA PROPERTY EXCHANGE

DHA HOMES & DEFENCE VILLAS



Validity 01 to 28 February 2021

(Rs in Mn)

SECTOR	11 MARLA (MIN-MAX)	5 MARLA (MIN-MAX)	8 MARLA (MIN-MAX)	INCREASE / DECREASE
NON – BALLOTTED	-	2.0 – 2.2 M	4.0 – 4.2 M	↑
LILLY	-	3.8– 4.5 M	8.5 – 9.2 M	↑
OLENDAR	-	3.0 – 3.2 M	7.8 – 8.5 M	↑
SECTOR F	22.0 – 35.0 M	-	-	-



Price Valuation Benchmarking

DHA PROPERTY EXCHANGE

DHA – PHASE I (COMMERCIAL PLOTS)



Validity 01 to 28 February 2021

(Rs in Mn)

SECTOR	8 MARLA (BACK) MIN	8 MARLA (BACK) MAX	8 MARLA (FRONT) MIN	INCREASE / DECREASE
F	28.0 M	35.0 M	60.0 M	-



Price Valuation Benchmarking

DHA PROPERTY EXCHANGE

DHA – PHASE II (COMMERCIAL PLOTS)



Validity 01 to 28 February 2021

(Rs in Mn)

SECTOR	MIN - MAX (3.5 Marla)	MIN - MAX (4 Marla)	MIN - MAX (5 Marla)	MIN - MAX (5.3 Marla)	MIN - MAX (6 Marla)	MIN - MAX (8 Marla)	INCREASE / DECREASE
A	-	40.0 – 50.0 M	-	-	-	40.0 – 70.0 M	-
B	-	25.0 – 40.0 M	-	-	-	-	-
C	-	-	70.0 – 120.0 M	-	-	-	-
D	-	-	-	-	37.0 – 50.0 M	65.0 – 80.0 M	-
E	-	-	-	-	-	-	-
F	-	-	20.0 – 21.0 M	22.0 – 23.0 M	-	60.0 -70.0 M	-
G	17.0 – 20.0 M	25.0 – 45.0 M	-	48.0 – 50.0 M	-	-	-
H	-	40.0 – 50.0 M	-	-	-	40.0 – 70.0 M	-
J	-	25.0 – 40.0 M	-	-	-	-	-



Price Valuation Benchmarking

DHA PROPERTY EXCHANGE

DHA – PHASE III (COMMERCIAL PLOTS)



Validity 01 to 28 February 2021

(Rs in Mn)

SECTOR	MIN-MAX (2.67 MARLA)	MIN-MAX (5.33 MARLA)	MIN-MAX (7.11 MARLA)	MIN-MAX (10.67 MARLA)	INCREASE / DECREASE
A	12.0 – 14.0 M	20.0 – 22.0 M	-	-	-
B	12.0 – 15.0 M	23.0 – 27.0 M	30.0 – 35.0 M	40.0 – 45.0 M	-



Price Valuation Benchmarking

DHA PROPERTY EXCHANGE



DHA – PHASE IV (COMMERCIAL PLOTS)

Validity 01 to 28 February 2021

(Rs in Mn)

SECTOR	4 MARLA (MIN - MAX)	8 MARLA (MIN - MAX)	INCREASE / DECREASE
A	17.0 – 17.5 M	-	-
B	17.0 – 17.5 M	34.0 – 36.0 M	-
C	16.0 – 16.5 M	-	-



Price Valuation Benchmarking

DHA PROPERTY EXCHANGE


DHA – PHASE V (COMMERCIAL PLOTS)



Validity 01 to 28 February 2021

(Rs in Mn)

SECTOR	4 MARLA MIN - MAX	5.3 MARLA MIN - MAX	6 MARLA MIN – MAX	8 MARLA MIN - MAX	INCREASE/ DECREASE
A	21.0 – 24.0 M	-	35.0 – 38.0 M	-	-
B	20.0 – 21.0 M	-	-	-	-
C	15.0 – 19.0 M	-	25.0 – 28.0 M	-	-
Central Comm	32.0 – 35.0 M	-	58.0 – 65.0 M		
D	17.0 – 19.0 M	-	25.0 – 28.0 M	-	-
F & F1	-	22.0 – 25.0 M	-	-	-
G & H	15.0 – 17.0 M	-	-	48.0 – 50.0 M	-



Price Valuation Benchmarking

DHA PROPERTY EXCHANGE


DHA VALLEY (COMMERCIAL PLOTS)



Validity 01 to 28 February 2021

(Rs in Mn)

SECTOR	4 MARLA COM (MIN)	4 MARLA COM (MAX)	8 MARLA COM (MIN)	8 MARLA COM (MAX)	INCREASE / DECREASE
Sunflower	2.8 M	3.2 M	4.8 M	5.4 M	-
Magnolia	2.8 M	3.2 M	4.8 M	5.4 M	-
Bogenvelia	2.8 M	3.2 M	4.8 M	5.4 M	-
Tulip	3.0 M	3.2 M	5.0 M	5.5 M	-
Rose	3.0 M	3.2 M	5.0 M	5.5 M	-
Bluebell	N/A	N/A	N/A	N/A	-
Oleander	3.8 M	4.0 M	8.0 M	9.0 M	-
Daffodil	3.6 M	3.8 M	5.0 M	5.5 M	-
Lilly	3.5 M	3.8 M	6.0 M	6.5 M	-



Price Valuation Benchmarking

DHA PROPERTY EXCHANGE

DHA VALLEY (COMMERCIAL PLOTS)



Validity 01 to 28 February 2021

(Rs in Mn)

SECTOR	4 MARLA COM (MIN)	4 MARLA COM (MAX)	8 MARLA COM (MIN)	8 MARLA COM (MAX)	INCREASE / DECREASE
Jasmine	2.6 M	3.1 M	4.7 M	5.2 M	-
Daisy	-	-	-	-	-
Eglentine	-	-	-	-	-
Snowdrop	-	-	-	-	-
Marigold	-	-	-	-	-
Gloxinia	-	-	-	-	-
Zinnia	-	-	-	-	-
Levender	-	-	-	-	-
Lotus	-	-	-	-	-